

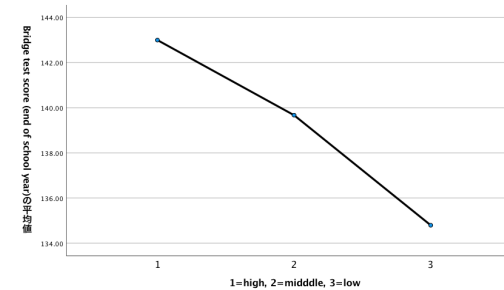
## L2 Reader's Attitude and Extensive Reading

Day: Sunday, November 22<sup>nd</sup>  
 Time: 10:45 AM – 12:15 PM (90 minutes)  
 Mamoru "Bobby" Takahashi <bobby@akita-pu.ac.jp>  
 Akita Prefectural University



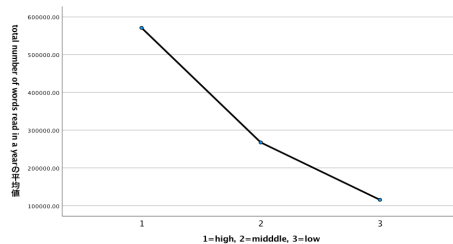
Here are the results of six years' ER program (2014-2019) in my classroom. These graphs and tables show you the number of words my students read and the TOEIC Bridge test scores. The groups are divided by word counts: low (under 200,000 words/year), middle (between 200,000 and 400,000 words/year), and high (over 400,000 words/year), the high group's scores were significantly higher than the middle group's scores. The high group reversed the initial condition by reading significant amount of words.

Average Bridge Test Scores in January (The groups are divided by word counts.)



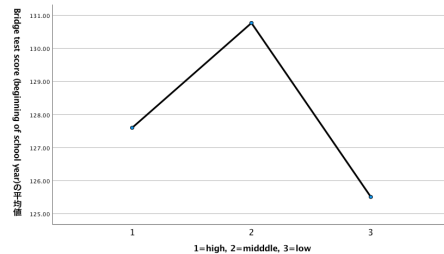
The high group was lower than the middle group in the initial test, but the high group went ahead of the middle group in the last test.

Average Number of Words Read in a School Year (The groups are divided by word counts.)



Bridge test score (end of school year)	N	Average	SD	SE	95% Confidence Interval		Min.	Max.
					Lower Limit	Upper Limit		
High	10	143.0000	11.97219	3.78594	134.4356	151.5644	116.00	160.
Middle	67	139.6716	12.26771	1.49874	136.6793	142.6640	110.00	160.
Low	274	134.7956	12.17193	0.73533	133.3480	136.2433	94.00	174.
Total	351	135.9601	12.35885	0.65967	134.6627	137.2575	94.00	174.
Bridge test score (beginning of school year)								
High	10	127.6000	10.57460	3.34390	120.0354	135.1646	114.00	142.
Middle	67	130.7761	11.86262	1.44925	127.8826	133.6696	102.00	156.
Low	274	125.5036	15.52176	0.93770	123.6576	127.3497	68.00	168.
Total	351	126.5698	14.88758	0.79464	125.0069	128.1327	68.00	168.
total number of words read in a year								
High	10	571227.3000	104979.29434	33197.36773	496129.6368	646324.9632	414182.00	794055.
Middle	67	267524.4328	50023.58370	6111.35343	255322.7220	279726.1436	200604.00	396598.
Low	274	115621.1606	48168.08804	2909.94062	109892.3849	121349.9363	901.00	198544.
Total	351	157597.1738	105574.04399	5635.12558	146514.2060	168680.1416	901.00	794055.

Average Bridge Test Scores in April (The groups are divided by word counts.)



ANOVA (The groups are divided by word counts.)

		Sum of Squares	Freedom	Mean-square	F	P value
Bridge test score (end of school year)	among groups	1790.111	2	895.055	6.028	0.003
	in the group	51669.331	348	148.475		
	total	53459.442	350			
Bridge test score (beginning of school year)	among groups	1507.502	2	753.751	3.448	0.033
	in the group	76066.538	348	218.582		
	total	77574.040	350			
total number of words read in a year	among groups	3003311043534.920	2	1501655521767.460	582.098	0.000
	in the group	897746523911.482	348	2579731390.550		
	total	3901057567446.400	350			

\*P<.05